






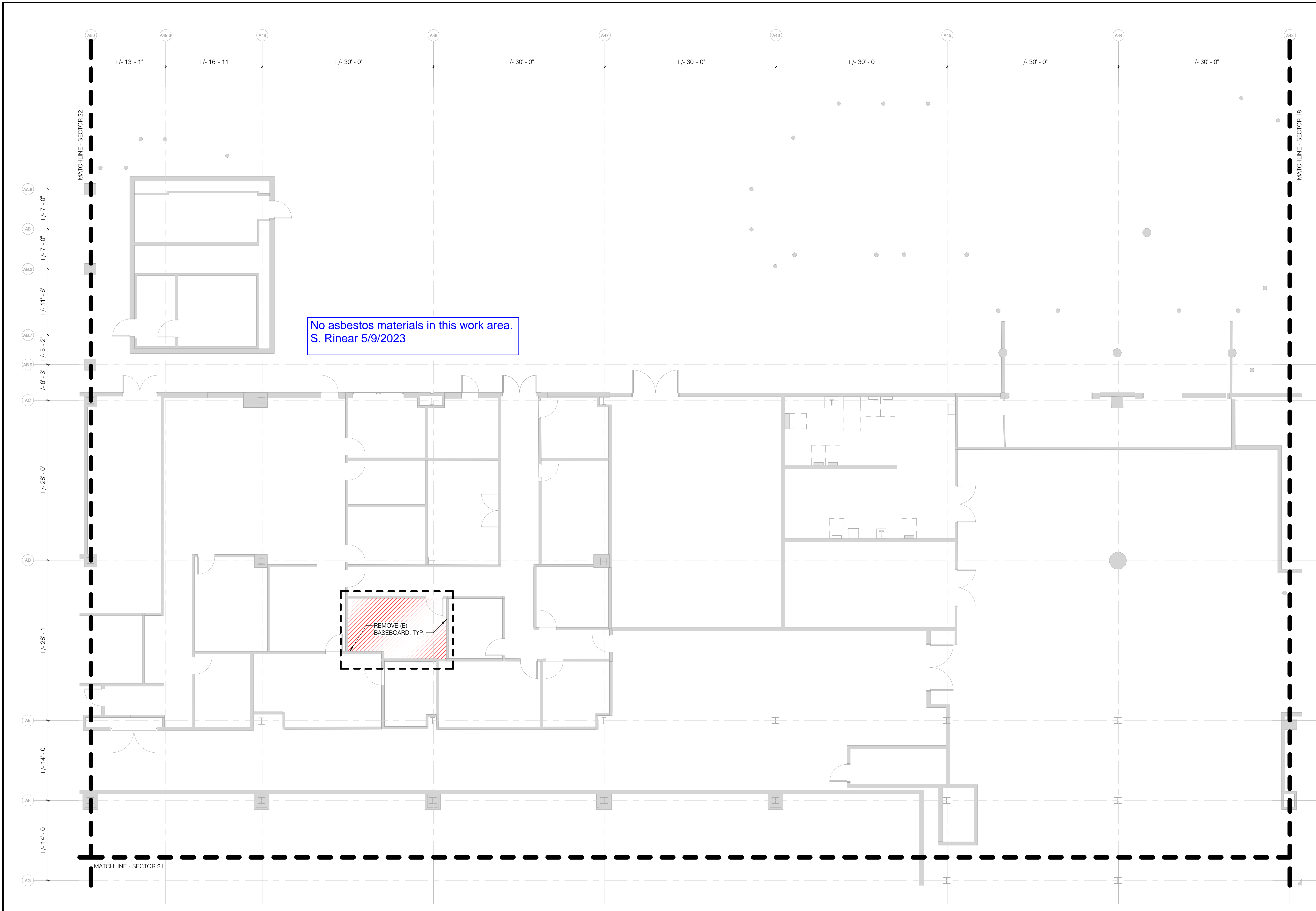
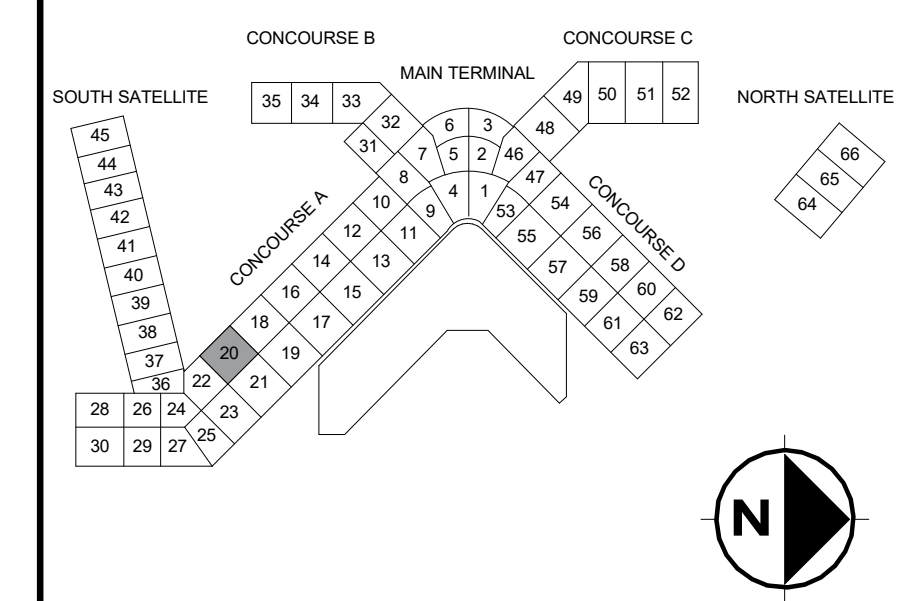


DEMOLITION PLAN NOTES

- SEE SHEET AG00 FOR GENERAL NOTES.
- WHERE NOTES IN THE DRAWINGS REQUIRE THE REMOVAL OF A BUILDING ELEMENT OR SYSTEM OR A COMPLETE COMPONENT COMPRISED OF MULTIPLE ELEMENTS, THE CONTRACTOR SHALL DISASSEMBLE AND COMPLETELY REMOVE FROM THE SITE EACH ITEM IN ITS ENTIRETY SO AS TO ACCOMMODATE THE INSTALLATION OF THE NEW WORK TO FOLLOW.
- CONTRACTOR SHALL BE RESPONSIBLE FOR THE REMOVAL OF THE AMOUNT OF SLAB THAT NEEDS TO BE REMOVED AND REINSTALLED FOR THE CONSTRUCTION OF NEW PLUMBING LINES FROM NEW PLUMBING FIXTURES TO EXISTING PLUMBING LINES.
- THE CONTRACTOR SHALL COORDINATE DEMOLITION WITH EXISTING SYSTEMS SUCH AS STRUCTURAL, MECHANICAL, PLUMBING AND ELECTRICAL REQUIREMENTS.
- WHERE CEILING IS CALLED TO BE DEMOLISHED, ALSO REMOVE ITEMS SUCH AS LIGHT FIXTURES, VENTS, GRILLES, HEATING ELEMENTS, MECHANICAL GRILLES OR AS OTHERWISE NOTED. COORDINATE DEMO OF ITEMS INCLUDING FIRE ALARM/SPRINKLER AND SECURITY WITH PORT.
- CONDUITS, DUCTS, PANELS, AND PIPES LOCATED ON OR IN WALLS SCHEDULED FOR DEMOLITION SHALL BE REMOVED OR RELOCATED AS PART OF THE WORK OF REMOVING THE WALL ASSEMBLY UNLESS SPECIFICALLY NOTED OTHERWISE.
- REMOVE ABANDONED HVAC, PLUMBING ETC. BACK TO THEIR SOURCES. REFERENCE DEMO SPEC FOR COMPLETE INFORMATION. COORDINATE LOCATIONS WHERE DEMO IS NOT FEASIBLE WITH PORT.
- ITEMS TO BE SALVAGED SHALL BE CLEANED AND STORED. COORDINATE WITH OWNER THE RETURN OF SALVAGED ITEMS.
- ALL LOCALLY RECYCLABLE MATERIALS REMOVED FROM THE SITE SHALL BE TRANSPORTED TO THE APPROPRIATE RECYCLER.
- THE CONTRACTOR SHALL PROTECT BUILDING ELEMENTS THAT ARE TO REMAIN.
- THE CONTRACTOR SHALL PATCH AND REPAIR BUILDING ELEMENTS AS NEEDED TO MATCH PREVIOUS CONDITION WHERE ITEMS WERE REMOVED OR AREAS WERE DAMAGED DURING DEMOLITION.

DEMOLITION PLAN LEGEND

-  AREA OF WORK
-  EXISTING WALL TO REMAIN
-  EXISTING COMPONENT TO REMAIN
-  EXISTING WALL TO BE REMOVED
-  EXISTING COMPONENT TO BE REMOVED
-  EXISTING FLOORING TO BE REMOVED
-  EXISTING CONCRETE SLAB TO BE REMOVED



1 CONCOURSE A - RAMP - SECTOR 20 - DEMOLITION PLAN
1/8" = 1'-0"

OAC MAZZETTI Hennebery Eddy Architects

HENNEBERY EDDY ARCHITECTS, INC.
 921 SW WASHINGTON STREET SUITE 200
 PORTLAND, OREGON 97204
 503.227.4800 FAX 503.227.4809
 www.henneberyyeddy.com

PORTLAND OFFICE
 921 SW WASHINGTON STREET SUITE 200
 PORTLAND, OREGON 97204
 503.227.4800 FAX 503.227.4809
 www.henneberyyeddy.com

PROJECT ENGR. AND/OR: Hennebery Eddy Architects
 DESIGNER: Andrew O'Toole
 DRAWN BY: Lizzie Bateman
 SCALE: As Indicated
 DATE: 04/18/2023
 CHECKED BY: Jon McGrew
 CHECKED/APPROVED BY: Michelle Vo

**PRELIMINARY,
NOT FOR
CONSTRUCTION**

REVISIONS				
NO.	DATE	BY	DESCRIPTION	APPD

POS PROJECT MANAGER:
 POS PROJECT ENGINEER:
 POS DESIGN ENGINEER:
 POS DRAFTER:
 POS SCALE:
 POS DATE:
 POS CHECKED/APPROVED BY:

Port of Seattle

PROJECT NAME: **Airline Realignment - P1 - Enabling Package**








SHEET TITLE: **CONCOURSE A - RAMP - SECTOR 20 - DEMOLITION PLAN**

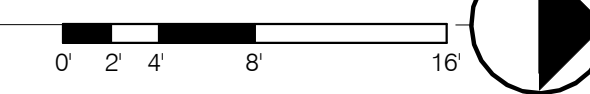
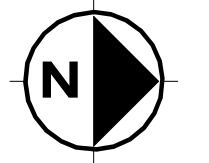
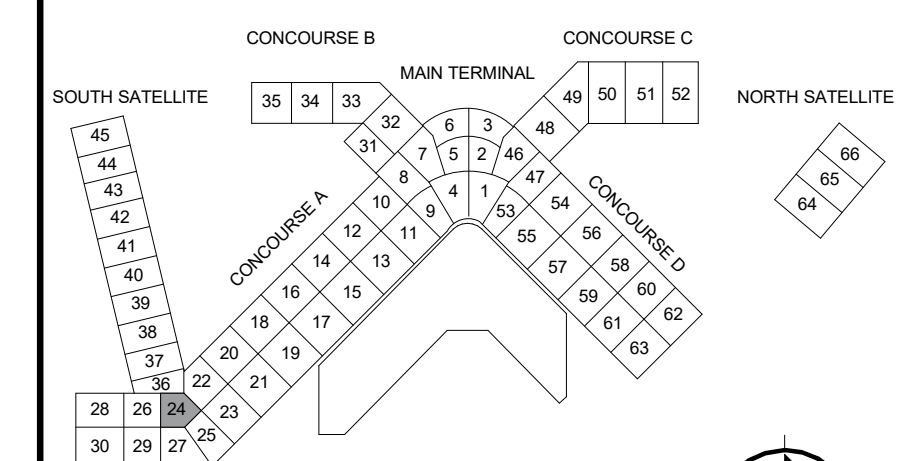
POS WORK PROJECT NUMBER:
 CONSULTANT'S PROJECT NUMBER:
 POS PROJECT TRACKING NUMBER:
STIA-2308 A1.120-1

DEMOLITION PLAN NOTES

- SEE SHEET AG00 FOR GENERAL NOTES.
- WHERE NOTES IN THE DRAWINGS REQUIRE THE REMOVAL OF A BUILDING ELEMENT OR SYSTEM OR A COMPLETE COMPONENT COMPRISED OF MULTIPLE ELEMENTS, THE CONTRACTOR SHALL DISASSEMBLE AND COMPLETELY REMOVE FROM THE SITE EACH ITEM IN ITS ENTIRETY SO AS TO ACCOMMODATE THE INSTALLATION OF THE NEW WORK TO FOLLOW.
- CONTRACTOR SHALL BE RESPONSIBLE FOR THE REMOVAL OF THE AMOUNT OF SLAB THAT NEEDS TO BE REMOVED AND REINSTALLED FOR THE CONSTRUCTION OF NEW PLUMBING LINES FROM NEW PLUMBING FIXTURES TO EXISTING PLUMBING LINES.
- THE CONTRACTOR SHALL COORDINATE DEMOLITION WITH EXISTING SYSTEMS SUCH AS STRUCTURAL, MECHANICAL, PLUMBING AND ELECTRICAL REQUIREMENTS.
- WHERE CEILING IS CALLED TO BE DEMOLISHED, ALSO REMOVE ITEMS SUCH AS LIGHT FIXTURES, VENTS, GRILLES, HEATING ELEMENTS, MECHANICAL GRILLES OR AS OTHERWISE NOTED. COORDINATE DEMO OF ITEMS INCLUDING FIRE ALARM/SPRINKLER AND SECURITY WITH PORT.
- CONDUITS, DUCTS, PANELS, AND PIPES LOCATED ON OR IN WALLS SCHEDULED FOR DEMOLITION SHALL BE REMOVED OR RELOCATED AS PART OF THE WORK OF REMOVING THE WALL ASSEMBLY UNLESS SPECIFICALLY NOTED OTHERWISE.
- REMOVE ABANDONED HVAC, PLUMBING ETC. BACK TO THEIR SOURCES. REFERENCE DEMO SPEC FOR COMPLETE INFORMATION. COORDINATE LOCATIONS WHERE DEMO IS NOT FEASIBLE WITH PORT.
- ITEMS TO BE SALVAGED SHALL BE CLEANED AND STORED. COORDINATE WITH OWNER THE RETURN OF SALVAGED ITEMS.
- ALL LOCALLY RECYCLABLE MATERIALS REMOVED FROM THE SITE SHALL BE TRANSPORTED TO THE APPROPRIATE RECYCLER.
- THE CONTRACTOR SHALL PROTECT BUILDING ELEMENTS THAT ARE TO REMAIN.
- THE CONTRACTOR SHALL PATCH AND REPAIR BUILDING ELEMENTS AS NEEDED TO MATCH PREVIOUS CONDITION WHERE ITEMS WERE REMOVED OR AREAS WERE DAMAGED DURING DEMOLITION.

DEMOLITION PLAN LEGEND

-  AREA OF WORK
-  EXISTING WALL TO REMAIN
-  EXISTING COMPONENT TO REMAIN
-  EXISTING WALL TO BE REMOVED
-  EXISTING COMPONENT TO BE REMOVED
-  EXISTING FLOORING TO BE REMOVED
-  EXISTING CONCRETE SLAB TO BE REMOVED



No asbestos materials in this work area.
S. Rinear 5/9/2023

REMOVE (E) FURNISHINGS AND EQUIPMENT FROM AREA. COORDINATE WITH PORT FOR ITEMS TO BE RECYCLED, DISPOSED OF, OR SALVAGED AND STORED.

1 CONOURSE A - RAMP - SECTOR 24 - DEMOLITION PLAN
1/8" = 1'-0"

OAC MAZZETTI Hennebery Eddy Architects

HENNEBERY EDDY ARCHITECTS, INC.
PORTLAND OFFICE: 501 SW WASHINGTON STREET SUITE 2000 PORTLAND, OREGON 97204
951.227.4800 FAX: 951.227.4800
WWW.HENNEBERYEDDY.COM

PROJECT ENGINEER:
Hennebery Eddy Architects
DESIGNER:
Andrew O'Toole
DRAWN BY:
Lizzie Bateman
SCALE:
As indicated
DATE:
04/18/2023
CHECKED BY:
Jon McGrew
CHECKED/APPROVED BY:
Michelle Vo

PRELIMINARY, NOT FOR CONSTRUCTION

REVISIONS				
NO.	DATE	BY	DESCRIPTION	APPD

POS PROJECT MANAGER:
POS PROJECT ENGINEER:
POS DESIGN ENGINEER:
POS DRAFTER:
POS SCALE:
POS DATE:
POS CHECKED/APPROVED BY:

Port of Seattle

PROJECT NAME: **Airline Realignment - P1 - Enabling Package**








SHEET TITLE: **CONOURSE A - RAMP - SECTOR 24 - DEMOLITION PLAN**

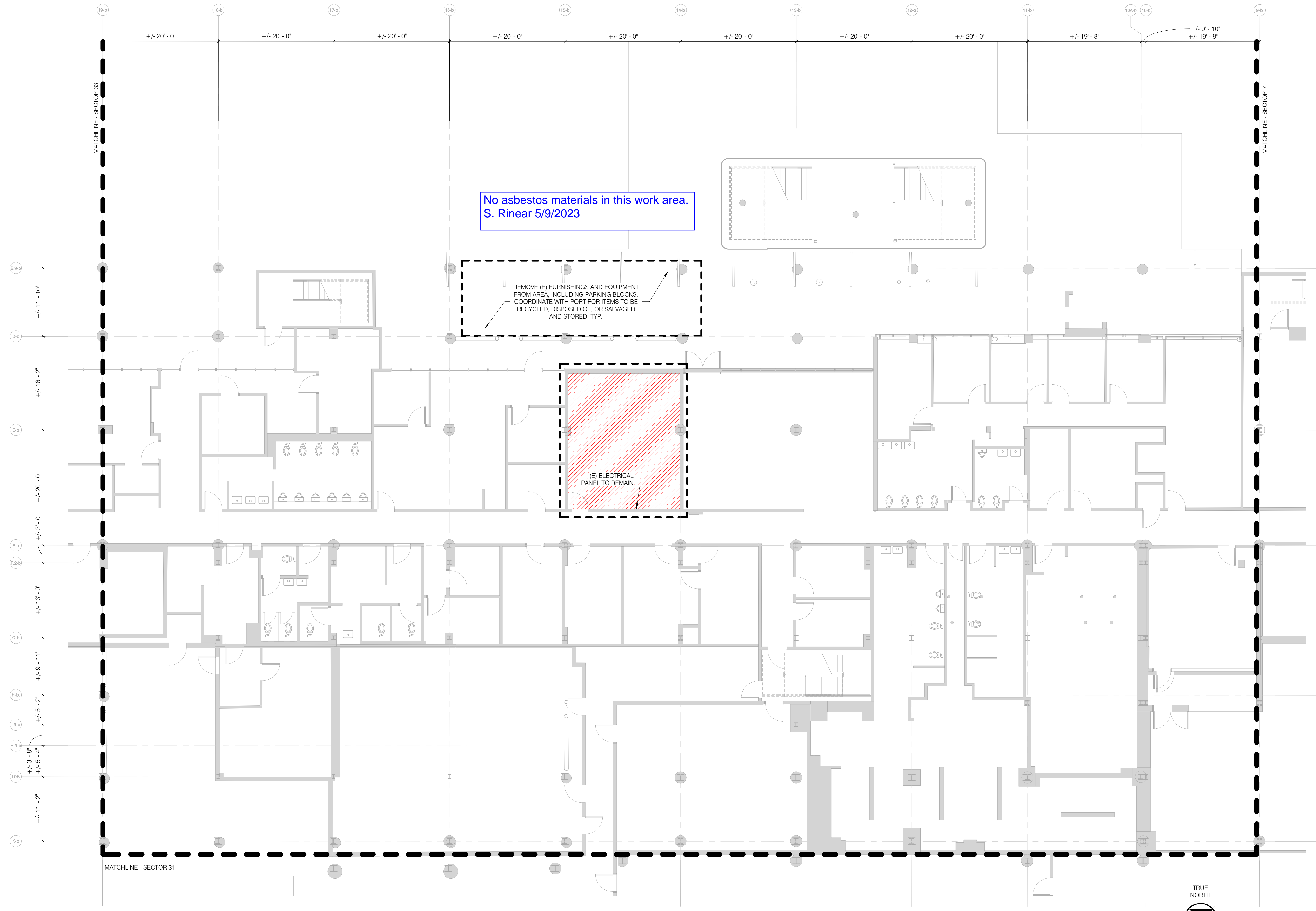
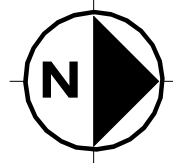
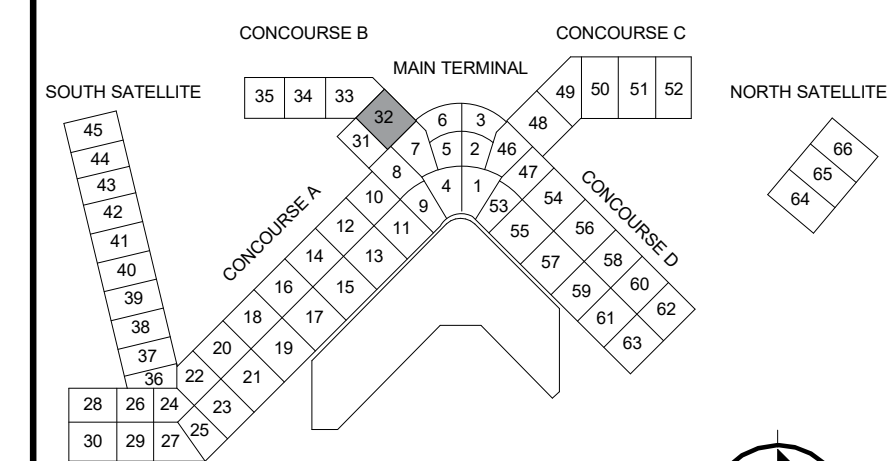
POS WORK PROJECT NUMBER:
CONSULTANT'S PROJECT NUMBER:
POS PROJECT TRACKING NUMBER:
STIA-2308 A1.124-1

DEMOLITION PLAN NOTES

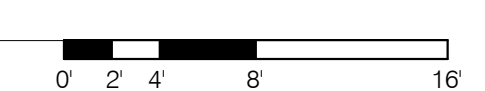
- SEE SHEET AG00 FOR GENERAL NOTES.
- WHERE NOTES IN THE DRAWINGS REQUIRE THE REMOVAL OF A BUILDING ELEMENT OR SYSTEM OR A COMPLETE COMPONENT COMPRISED OF MULTIPLE ELEMENTS, THE CONTRACTOR SHALL DISASSEMBLE AND COMPLETELY REMOVE FROM THE SITE EACH ITEM IN ITS ENTIRETY SO AS TO ACCOMMODATE THE INSTALLATION OF THE NEW WORK TO FOLLOW.
- CONTRACTOR SHALL BE RESPONSIBLE FOR THE REMOVAL OF THE AMOUNT OF SLAB THAT NEEDS TO BE REMOVED AND REINSTALLED FOR THE CONSTRUCTION OF NEW PLUMBING LINES FROM NEW PLUMBING FIXTURES TO EXISTING PLUMBING LINES.
- THE CONTRACTOR SHALL COORDINATE DEMOLITION WITH EXISTING SYSTEMS SUCH AS STRUCTURAL, MECHANICAL, PLUMBING AND ELECTRICAL REQUIREMENTS.
- WHERE CEILING IS CALLED TO BE DEMOLISHED, ALSO REMOVE ITEMS SUCH AS LIGHT FIXTURES, VENTS, GRILLES, HEATING ELEMENTS, MECHANICAL GRILLES OR AS OTHERWISE NOTED. COORDINATE DEMO OF ITEMS INCLUDING FIRE ALARM/SPRINKLER AND SECURITY WITH PORT.
- CONDUITS, DUCTS, PANELS, AND PIPES LOCATED ON OR IN WALLS SCHEDULED FOR DEMOLITION SHALL BE REMOVED OR RELOCATED AS PART OF THE WORK OF REMOVING THE WALL ASSEMBLY UNLESS SPECIFICALLY NOTED OTHERWISE.
- REMOVE ABANDONED HVAC, PLUMBING ETC. BACK TO THEIR SOURCES. REFERENCE DEMO SPEC FOR COMPLETE INFORMATION. COORDINATE LOCATIONS WHERE DEMO IS NOT FEASIBLE WITH PORT.
- ITEMS TO BE SALVAGED SHALL BE CLEANED AND STORED. COORDINATE WITH OWNER THE RETURN OF SALVAGED ITEMS.
- ALL LOCALLY RECYCLABLE MATERIALS REMOVED FROM THE SITE SHALL BE TRANSPORTED TO THE APPROPRIATE RECYCLER.
- THE CONTRACTOR SHALL PROTECT BUILDING ELEMENTS THAT ARE TO REMAIN.
- THE CONTRACTOR SHALL PATCH AND REPAIR BUILDING ELEMENTS AS NEEDED TO MATCH PREVIOUS CONDITION WHERE ITEMS WERE REMOVED OR AREAS WERE DAMAGED DURING DEMOLITION.

DEMOLITION PLAN LEGEND

-  AREA OF WORK
-  EXISTING WALL TO REMAIN
-  EXISTING COMPONENT TO REMAIN
-  EXISTING WALL TO BE REMOVED
-  EXISTING COMPONENT TO BE REMOVED
-  EXISTING FLOORING TO BE REMOVED
-  EXISTING CONCRETE SLAB TO BE REMOVED



1 CONCOURSE B - RAMP - SECTOR 32 - DEMOLITION PLAN
1/8" = 1'-0"



OAC MAZZETTI Hennebery Eddy Architects

HENNEBERY EDDY ARCHITECTS, INC.
 931 SW WASHINGTON STREET SUITE 200
 PORTLAND, OREGON 97205
 503.227.4800 FAX 503.227.4999
 www.henneberyyeddy.com

PORTLAND OFFICE
 931 SW WASHINGTON STREET SUITE 200
 PORTLAND, OREGON 97205
 503.227.4800 FAX 503.227.4999
 www.henneberyyeddy.com

PROJECT ENGINEER/ARCHITECT
 Hennebery Eddy Architects
 DESIGNER
 DRAWN BY:
 AUTHOR
 SCALE:
 AS INDICATED
 DATE:
 08/23/22
 CHECKED BY:
 CHECKER
 CHECKED/APPROVED BY:
 APPROVER

PRELIMINARY,
 NOT FOR
 CONSTRUCTION

REVISIONS				
NO.	DATE	BY	DESCRIPTION	APPD

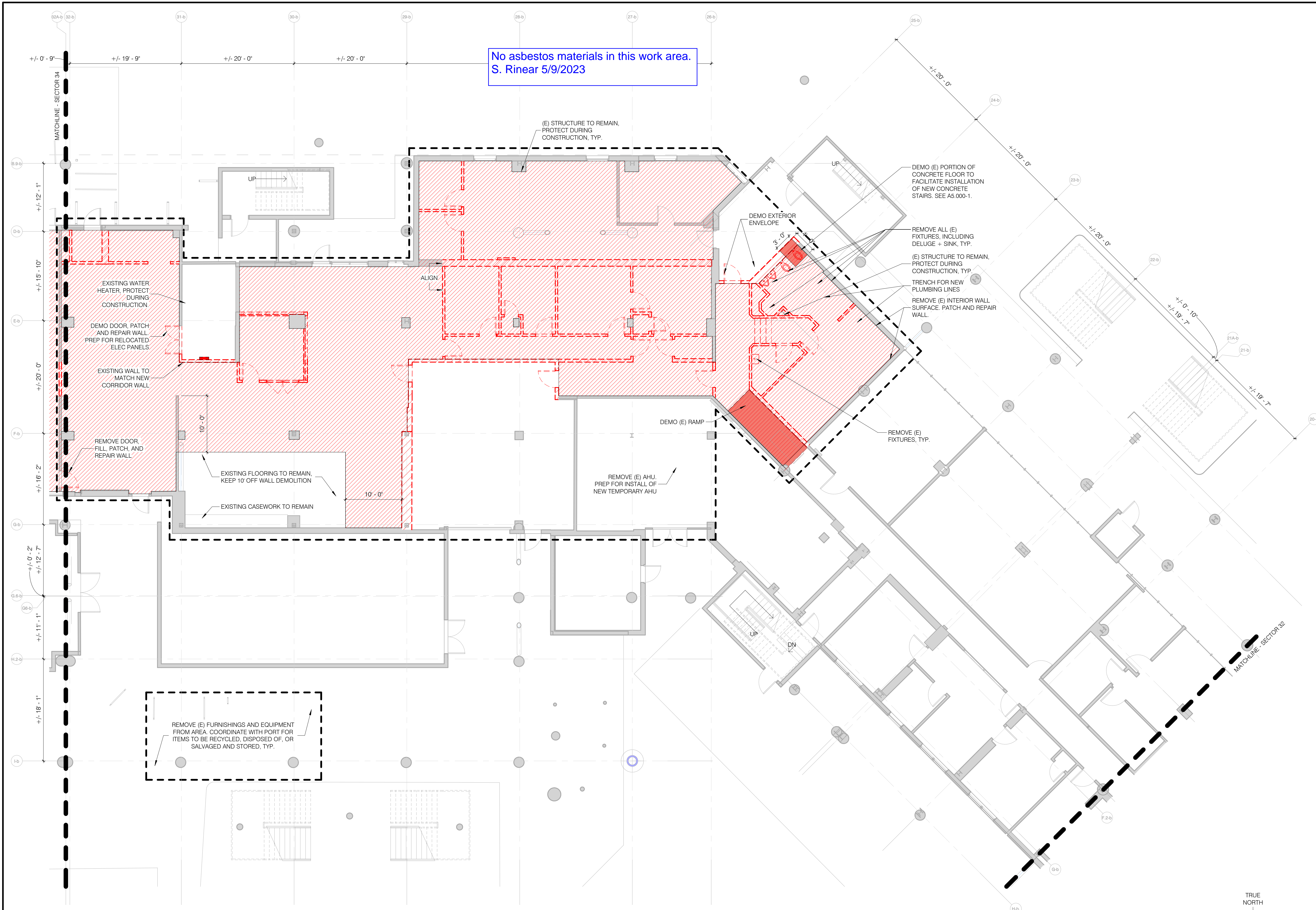
POS PROJECT MANAGER:
 POS PROJECT ENGINEER:
 POS DESIGN ENGINEER:
 POS DRAFTER:
 POS SCALE:
 POS DATE:
 POS CHECKED/APPROVED BY:

Port of Seattle

PROJECT NAME: **Airline Realignment - P1 - Enabling Package**

SHEET TITLE: **CONCOURSE B - RAMP - SECTOR 32 - DEMOLITION PLAN**

POS WORK PROJECT NUMBER:
 CONSULTANT'S PROJECT NUMBER:
 POS PROJECT TRACKING NUMBER:
 STIA-2308 A1.132-1

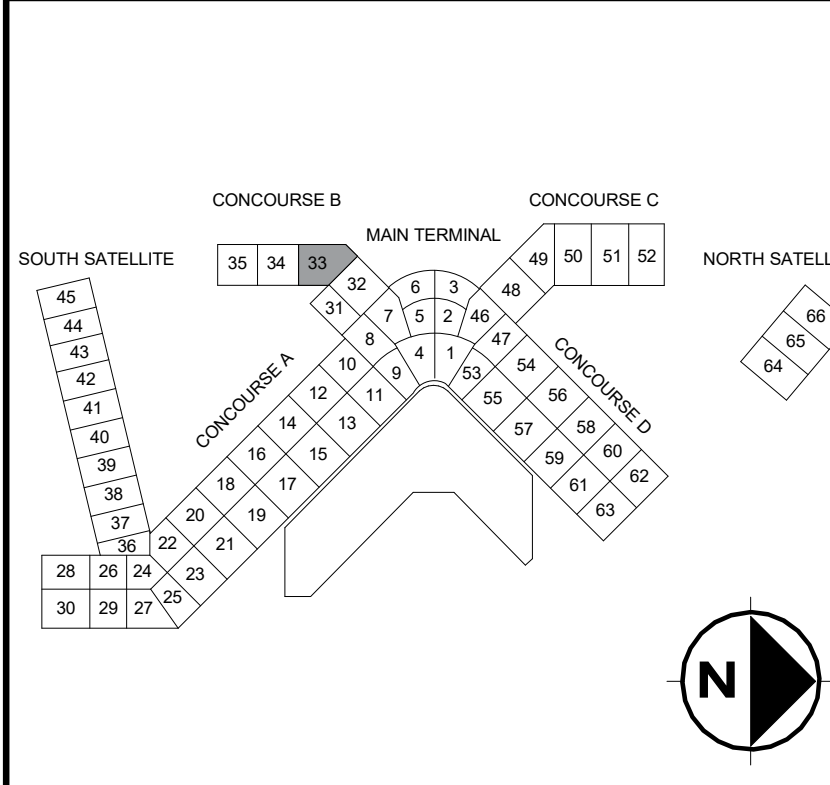


DEMOLITION PLAN NOTES

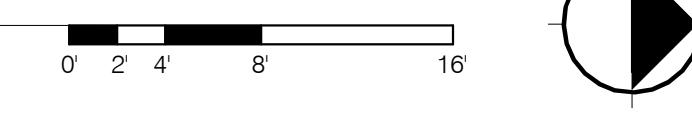
- SEE SHEET AG00 FOR GENERAL NOTES.
- WHERE NOTES IN THE DRAWINGS REQUIRE THE REMOVAL OF A BUILDING ELEMENT OR SYSTEM OR A COMPLETE COMPONENT COMPRISED OF MULTIPLE ELEMENTS, THE CONTRACTOR SHALL DISASSEMBLE AND COMPLETELY REMOVE FROM THE SITE EACH ITEM IN ITS ENTIRETY SO AS TO ACCOMMODATE THE INSTALLATION OF THE NEW WORK TO FOLLOW.
- CONTRACTOR SHALL BE RESPONSIBLE FOR THE REMOVAL OF THE AMOUNT OF SLAB THAT NEEDS TO BE REMOVED AND REINSTALLED FOR THE CONSTRUCTION OF NEW PLUMBING LINES FROM NEW PLUMBING FIXTURES TO EXISTING PLUMBING LINES.
- THE CONTRACTOR SHALL COORDINATE DEMOLITION WITH EXISTING SYSTEMS SUCH AS STRUCTURAL, MECHANICAL, PLUMBING AND ELECTRICAL REQUIREMENTS.
- WHERE CEILING IS CALLED TO BE DEMOLISHED, ALSO REMOVE ITEMS SUCH AS LIGHT FIXTURES, VENTS, GRILLES, HEATING ELEMENTS, MECHANICAL GRILLES OR AS OTHERWISE NOTED. COORDINATE DEMO OF ITEMS INCLUDING FIRE ALARM/SPRINKLER AND SECURITY WITH PORT.
- CONDUITS, DUCTS, PANELS, AND PIPES LOCATED ON OR IN WALLS SCHEDULED FOR DEMOLITION SHALL BE REMOVED OR RELOCATED AS PART OF THE WORK OF REMOVING THE WALL ASSEMBLY UNLESS SPECIFICALLY NOTED OTHERWISE.
- REMOVE ABANDONED HVAC, PLUMBING ETC. BACK TO THEIR SOURCES. REFERENCE DEMO SPEC FOR COMPLETE INFORMATION. COORDINATE LOCATIONS WHERE DEMO IS NOT FEASIBLE WITH PORT.
- ITEMS TO BE SALVAGED SHALL BE CLEANED AND STORED. COORDINATE WITH OWNER THE RETURN OF SALVAGED ITEMS.
- ALL LOCALLY RECYCLABLE MATERIALS REMOVED FROM THE SITE SHALL BE TRANSPORTED TO THE APPROPRIATE RECYCLER.
- THE CONTRACTOR SHALL PROTECT BUILDING ELEMENTS THAT ARE TO REMAIN.
- THE CONTRACTOR SHALL PATCH AND REPAIR BUILDING ELEMENTS AS NEEDED TO MATCH PREVIOUS CONDITION WHERE ITEMS WERE REMOVED OR AREAS WERE DAMAGED DURING DEMOLITION.

DEMOLITION PLAN LEGEND

- AREA OF WORK
- EXISTING WALL TO REMAIN
- EXISTING COMPONENT TO REMAIN
- EXISTING WALL TO BE REMOVED
- EXISTING COMPONENT TO BE REMOVED
- EXISTING FLOORING TO BE REMOVED
- EXISTING CONCRETE SLAB TO BE REMOVED



2 CONOURSE B - RAMP - SECTOR 33 - DEMOLITION PLAN
1/8" = 1'-0"



OAC MAZZETTI Hennebery Eddy Architects

HENNEBERY EDDY ARCHITECTS, INC.
 PORTLAND OFFICE: 503.251.4800
 PORTLAND OFFICE: 503.251.4800
 PORTLAND OFFICE: 503.251.4800
 PORTLAND OFFICE: 503.251.4800

PROJECT ENGR/ARCH: Hennebery Eddy Architects
 DESIGNER: Andrew O'Toole
 DRAWING BY: Lizzie Bateman
 SCALE: As indicated
 DATE: 04/18/2023
 CHECKED BY: Jon McGrew
 CHECKED/APPROVED BY: Michelle Vo

**PRELIMINARY,
NOT FOR
CONSTRUCTION**

REVISIONS				
NO.	DATE	BY	DESCRIPTION	APPD

POS PROJECT MANAGER:
 POS PROJECT ENGINEER:
 POS DESIGN ENGINEER:
 POS DRAFTER:
 POS SCALE:
 POS DATE:
 POS CHECKED/APPROVED BY:

Port of Seattle
 PROJECT NAME: Airline Realignment - P1 - Enabling Package
 SHEET TITLE: CONOURSE B - RAMP - SECTOR 33 - DEMOLITION PLAN








POS WORK PROJECT NUMBER:
 CONSULTANT'S PROJECT NUMBER:
 POS PROJECT TRACKING NUMBER:
 STIA-2308 A1.133-1

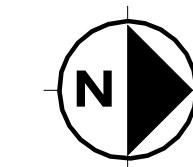
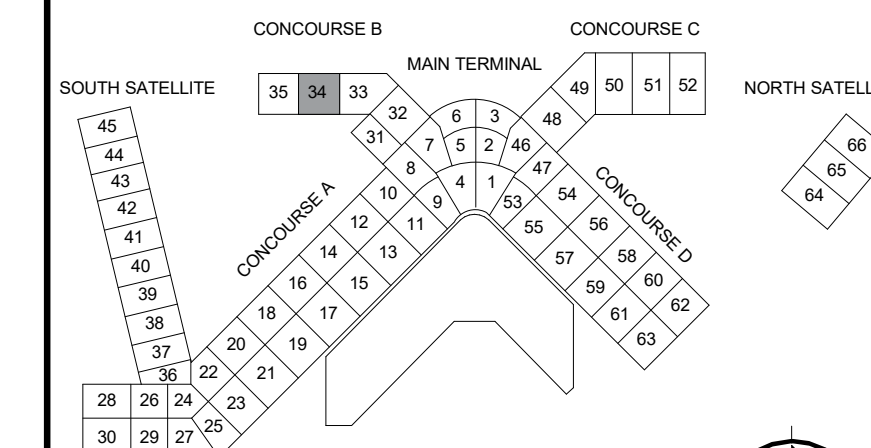
No asbestos materials in this work area.
S. Rinear 5/9/2023

DEMOLITION PLAN NOTES

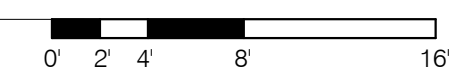
- SEE SHEET AG00 FOR GENERAL NOTES.
- WHERE NOTES IN THE DRAWINGS REQUIRE THE REMOVAL OF A BUILDING ELEMENT OR SYSTEM OR A COMPLETE COMPONENT COMPRISED OF MULTIPLE ELEMENTS, THE CONTRACTOR SHALL DISASSEMBLE AND COMPLETELY REMOVE FROM THE SITE EACH ITEM IN ITS ENTIRETY SO AS TO ACCOMMODATE THE INSTALLATION OF THE NEW WORK TO FOLLOW.
- CONTRACTOR SHALL BE RESPONSIBLE FOR THE REMOVAL OF THE AMOUNT OF SLAB THAT NEEDS TO BE REMOVED AND REINSTALLED FOR THE CONSTRUCTION OF NEW PLUMBING LINES FROM NEW PLUMBING FIXTURES TO EXISTING PLUMBING LINES.
- THE CONTRACTOR SHALL COORDINATE DEMOLITION WITH EXISTING SYSTEMS SUCH AS STRUCTURAL, MECHANICAL, PLUMBING AND ELECTRICAL REQUIREMENTS.
- WHERE CEILING IS CALLED TO BE DEMOLISHED, ALSO REMOVE ITEMS SUCH AS LIGHT FIXTURES, VENTS, GRILLES, HEATING ELEMENTS, MECHANICAL GRILLES OR AS OTHERWISE NOTED. COORDINATE DEMO OF ITEMS INCLUDING FIRE ALARM/SPRINKLER AND SECURITY WITH PORT.
- CONDUITS, DUCTS, PANELS, AND PIPES LOCATED ON OR IN WALLS SCHEDULED FOR DEMOLITION SHALL BE REMOVED OR RELOCATED AS PART OF THE WORK OF REMOVING THE WALL ASSEMBLY UNLESS SPECIFICALLY NOTED OTHERWISE.
- REMOVE ABANDONED HVAC, PLUMBING ETC. BACK TO THEIR SOURCES. REFERENCE DEMO SPEC FOR COMPLETE INFORMATION. COORDINATE LOCATIONS WHERE DEMO IS NOT FEASIBLE WITH PORT.
- ITEMS TO BE SALVAGED SHALL BE CLEANED AND STORED. COORDINATE WITH OWNER THE RETURN OF SALVAGED ITEMS.
- ALL LOCALLY RECYCLABLE MATERIALS REMOVED FROM THE SITE SHALL BE TRANSPORTED TO THE APPROPRIATE RECYCLER.
- THE CONTRACTOR SHALL PROTECT BUILDING ELEMENTS THAT ARE TO REMAIN.
- THE CONTRACTOR SHALL PATCH AND REPAIR BUILDING ELEMENTS AS NEEDED TO MATCH PREVIOUS CONDITION WHERE ITEMS WERE REMOVED OR AREAS WERE DAMAGED DURING DEMOLITION.

DEMOLITION PLAN LEGEND

-  AREA OF WORK
-  EXISTING WALL TO REMAIN
-  EXISTING COMPONENT TO REMAIN
-  EXISTING WALL TO BE REMOVED
-  EXISTING COMPONENT TO BE REMOVED
-  EXISTING FLOORING TO BE REMOVED
-  EXISTING CONCRETE SLAB TO BE REMOVED



1 CONCOURSE B - RAMP - SECTOR 34 - DEMOLITION PLAN
1/8" = 1'-0"



OAC MAZZETTI Hennebery Eddy Architects

PROJECT ENGINEER: Hennebery Eddy Architects
DESIGNER: Andrew O'Toole
DRAWN BY: Lizzie Bateman
SCALE: As indicated
DATE: 04/18/2023
CHECKED BY: Jon McGrew
CHECKED/APPROVED BY: Michelle Vo

PORTLAND OFFICE: 921 SW WASHINGTON STREET SUITE 200 PORTLAND, OREGON 97201
PHONE: 503.227.4866 FAX: 503.227.4869
WWW.HENNEBERYEDDY.COM

PRELIMINARY, NOT FOR CONSTRUCTION

REVISIONS				
NO.	DATE	BY	DESCRIPTION	APPD

POS PROJECT MANAGER:
POS PROJECT ENGINEER:
POS DESIGN ENGINEER:
POS DRAFTER:
POS SCALE:
POS DATE:
POS CHECKED/APPROVED BY:

Port of Seattle

PROJECT NAME: **Airline Realignment - P1 - Enabling Package**

SHEET TITLE: **CONCOURSE B - RAMP - SECTOR 34 - DEMOLITION PLAN**

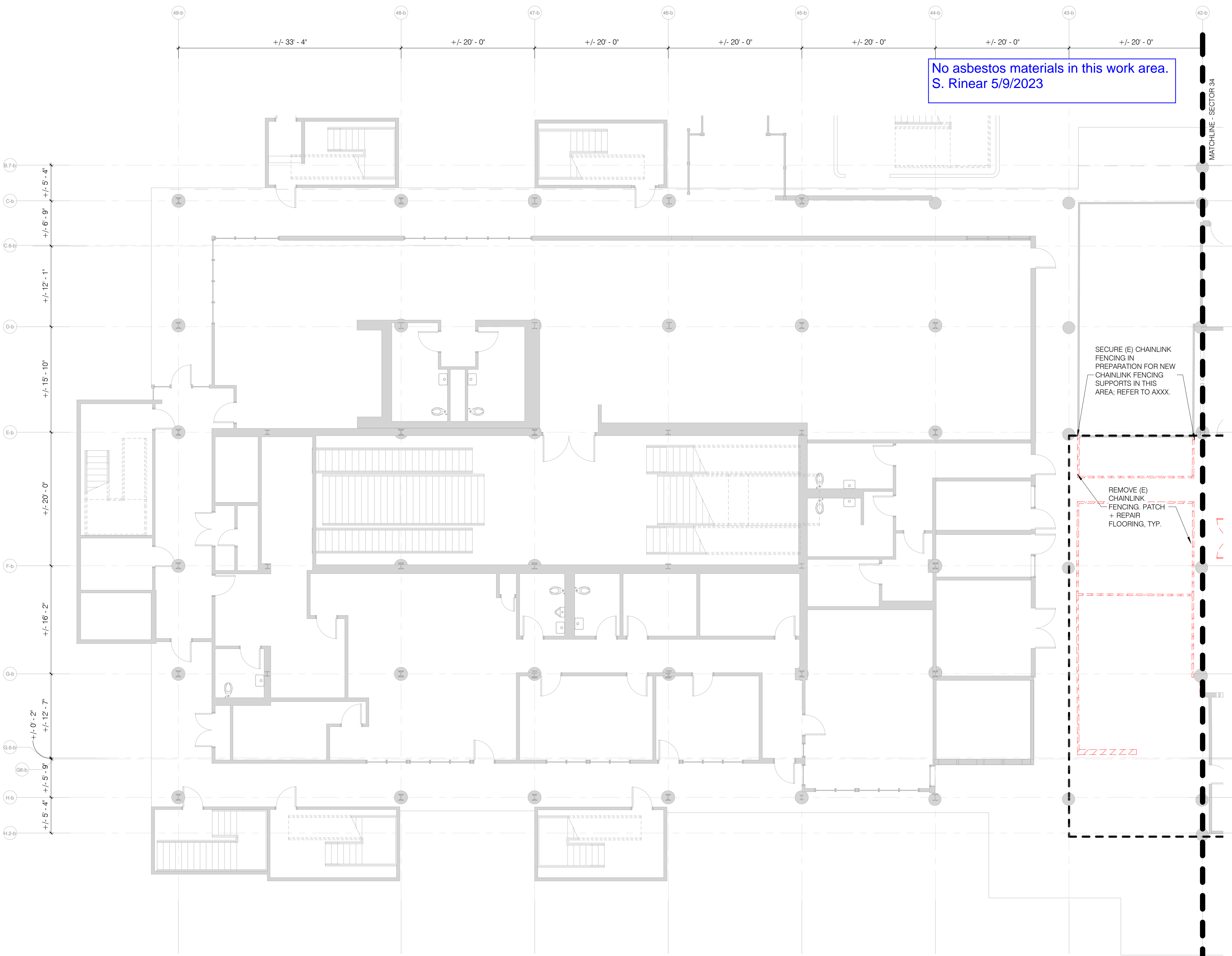
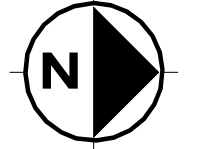
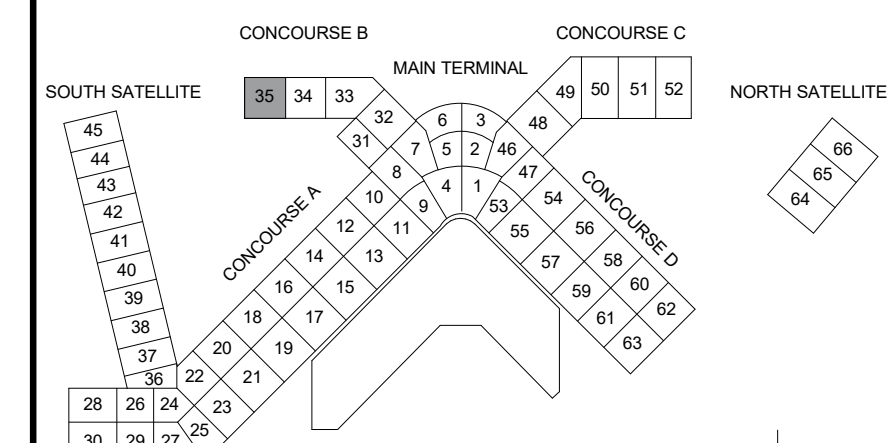
POS WORK PROJECT NUMBER:
CONSULTANT'S PROJECT NUMBER:
POS PROJECT TRACKING NUMBER:
STIA-2308 A1.134-1

DEMOLITION PLAN NOTES

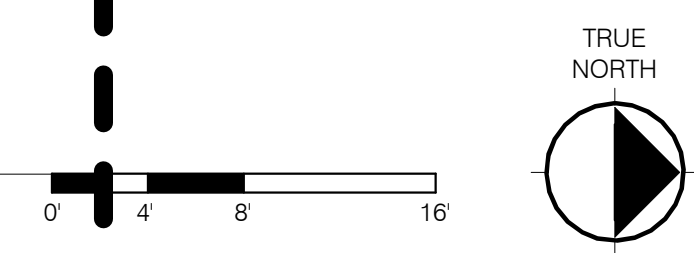
- SEE SHEET AG00 FOR GENERAL NOTES.
- WHERE NOTES IN THE DRAWINGS REQUIRE THE REMOVAL OF A BUILDING ELEMENT OR SYSTEM OR A COMPLETE COMPONENT COMPRISED OF MULTIPLE ELEMENTS, THE CONTRACTOR SHALL DISASSEMBLE AND COMPLETELY REMOVE FROM THE SITE EACH ITEM IN ITS ENTIRETY SO AS TO ACCOMMODATE THE INSTALLATION OF THE NEW WORK TO FOLLOW.
- CONTRACTOR SHALL BE RESPONSIBLE FOR THE REMOVAL OF THE AMOUNT OF SLAB THAT NEEDS TO BE REMOVED AND REINSTALLED FOR THE CONSTRUCTION OF NEW PLUMBING LINES FROM NEW PLUMBING FIXTURES TO EXISTING PLUMBING LINES.
- THE CONTRACTOR SHALL COORDINATE DEMOLITION WITH EXISTING SYSTEMS SUCH AS STRUCTURAL, MECHANICAL, PLUMBING AND ELECTRICAL REQUIREMENTS.
- WHERE CEILING IS CALLED TO BE DEMOLISHED, ALSO REMOVE ITEMS SUCH AS LIGHT FIXTURES, VENTS, GRILLES, HEATING ELEMENTS, MECHANICAL GRILLES OR AS OTHERWISE NOTED. COORDINATE DEMO OF ITEMS INCLUDING FIRE ALARM/SPRINKLER AND SECURITY WITH PORT.
- CONDUITS, DUCTS, PANELS, AND PIPES LOCATED ON OR IN WALLS SCHEDULED FOR DEMOLITION SHALL BE REMOVED OR RELOCATED AS PART OF THE WORK OF REMOVING THE WALL ASSEMBLY UNLESS SPECIFICALLY NOTED OTHERWISE.
- REMOVE ABANDONED HVAC, PLUMBING ETC. BACK TO THEIR SOURCES. REFERENCE DEMO SPEC FOR COMPLETE INFORMATION. COORDINATE LOCATIONS WHERE DEMO IS NOT FEASIBLE WITH PORT.
- ITEMS TO BE SALVAGED SHALL BE CLEANED AND STORED. COORDINATE WITH OWNER THE RETURN OF SALVAGED ITEMS.
- ALL LOCALLY RECYCLABLE MATERIALS REMOVED FROM THE SITE SHALL BE TRANSPORTED TO THE APPROPRIATE RECYCLER.
- THE CONTRACTOR SHALL PROTECT BUILDING ELEMENTS THAT ARE TO REMAIN.
- THE CONTRACTOR SHALL PATCH AND REPAIR BUILDING ELEMENTS AS NEEDED TO MATCH PREVIOUS CONDITION WHERE ITEMS WERE REMOVED OR AREAS WERE DAMAGED DURING DEMOLITION.

DEMOLITION PLAN LEGEND

- AREA OF WORK
- EXISTING WALL TO REMAIN
- EXISTING WALL TO BE REMOVED
- EXISTING COMPONENT TO BE REMOVED
- EXISTING FLOORING TO BE REMOVED
- EXISTING CONCRETE SLAB TO BE REMOVED



1 CONOURSE B - RAMP - SECTOR 35 - DEMOLITION PLAN
1/8" = 1'-0"



OAC MAZZETTI Hennebery Eddy Architects

PROJECT ENGINEER:
Hennebery Eddy Architects
DESIGNER:
Andrew O'Toole
DRAWN BY:
Lizzie Bateman
SCALE:
As indicated
DATE:
04/18/2023
CHECKED BY:
Jon McGrew
CHECKED/APPROVED BY:
Michelle Vo

**PRELIMINARY,
NOT FOR
CONSTRUCTION**

REVISIONS				
NO.	DATE	BY	DESCRIPTION	APPD

POS PROJECT MANAGER:
POS PROJECT ENGINEER:
POS DESIGN ENGINEER:
POS DRAFTER:
POS SCALE:
POS DATE:
POS CHECKED/APPROVED BY:








Port of Seattle
PROJECT NAME: **Airline Realignment - P1 - Enabling Package**
SHEET TITLE: **CONOURSE B - RAMP - SECTOR 35 - DEMOLITION PLAN**

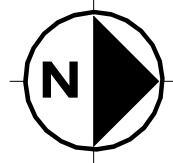
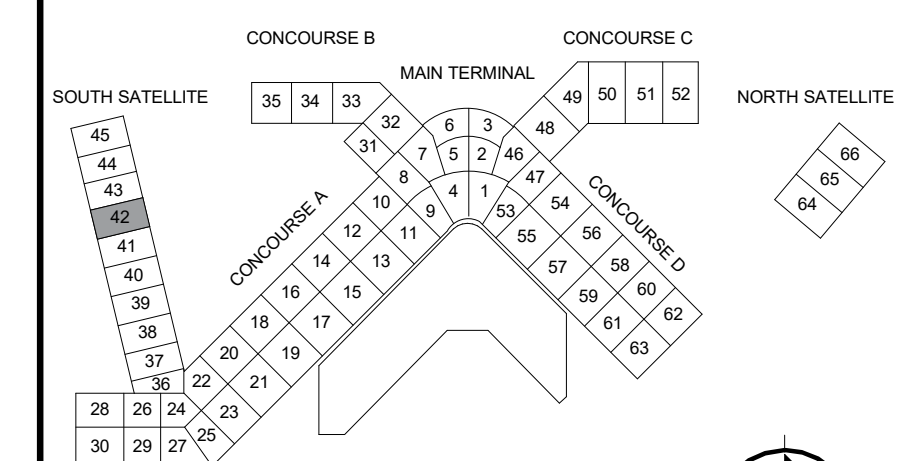
POS WORK PROJECT NUMBER:
CONSULTANT'S PROJECT NUMBER:
POS PROJECT TRACKING NUMBER:
STIA-2308 A1.135-1

DEMOLITION PLAN NOTES


- SEE SHEET AG00 FOR GENERAL NOTES.
- WHERE NOTES IN THE DRAWINGS REQUIRE THE REMOVAL OF A BUILDING ELEMENT OR SYSTEM OR A COMPLETE COMPONENT COMPRISED OF MULTIPLE ELEMENTS, THE CONTRACTOR SHALL DISASSEMBLE AND COMPLETELY REMOVE FROM THE SITE EACH ITEM IN ITS ENTIRETY SO AS TO ACCOMMODATE THE INSTALLATION OF THE NEW WORK TO FOLLOW.
- CONTRACTOR SHALL BE RESPONSIBLE FOR THE REMOVAL OF THE AMOUNT OF SLAB THAT NEEDS TO BE REMOVED AND REINSTALLED FOR THE CONSTRUCTION OF NEW PLUMBING LINES FROM NEW PLUMBING FIXTURES TO EXISTING PLUMBING LINES.
- THE CONTRACTOR SHALL COORDINATE DEMOLITION WITH EXISTING SYSTEMS SUCH AS STRUCTURAL, MECHANICAL, PLUMBING AND ELECTRICAL REQUIREMENTS.
- WHERE CEILING IS CALLED TO BE DEMOLISHED, ALSO REMOVE ITEMS SUCH AS LIGHT FIXTURES, VENTS, GRILLES, HEATING ELEMENTS, MECHANICAL GRILLES OR AS OTHERWISE NOTED. COORDINATE DEMO OF ITEMS INCLUDING FIRE ALARM/SPRINKLER AND SECURITY WITH PORT.
- CONDUITS, DUCTS, PANELS, AND PIPES LOCATED ON OR IN WALLS SCHEDULED FOR DEMOLITION SHALL BE REMOVED OR RELOCATED AS PART OF THE WORK OF REMOVING THE WALL ASSEMBLY UNLESS SPECIFICALLY NOTED OTHERWISE.
- REMOVE ABANDONED HVAC, PLUMBING ETC. BACK TO THEIR SOURCES. REFERENCE DEMO SPEC FOR COMPLETE INFORMATION. COORDINATE LOCATIONS WHERE DEMO IS NOT FEASIBLE WITH PORT.
- ITEMS TO BE SALVAGED SHALL BE CLEANED AND STORED. COORDINATE WITH OWNER THE RETURN OF SALVAGED ITEMS.
- ALL LOCALLY RECYCLABLE MATERIALS REMOVED FROM THE SITE SHALL BE TRANSPORTED TO THE APPROPRIATE RECYCLER.
- THE CONTRACTOR SHALL PROTECT BUILDING ELEMENTS THAT ARE TO REMAIN.
- THE CONTRACTOR SHALL PATCH AND REPAIR BUILDING ELEMENTS AS NEEDED TO MATCH PREVIOUS CONDITION WHERE ITEMS WERE REMOVED OR AREAS WERE DAMAGED DURING DEMOLITION.

DEMOLITION PLAN LEGEND

-  AREA OF WORK
-  EXISTING WALL TO REMAIN
-  EXISTING COMPONENT TO REMAIN
-  EXISTING WALL TO BE REMOVED
-  EXISTING COMPONENT TO BE REMOVED
-  EXISTING FLOORING TO BE REMOVED
-  EXISTING CONCRETE SLAB TO BE REMOVED



LEGEND

 Asbestos fireproofing on columns; asbestos fireproofing overspray and debris in wall cavities
S. Rinear 5/9/2023

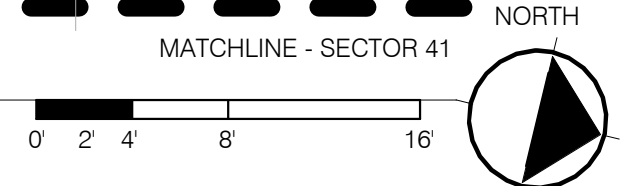
DEMO (E) ELECTRICAL PANEL, REFER TO ELECTRICAL

(E) UTILITY CLOSET
35 SF

(E) KITCHENETTE
70 SF

(E) RESTROOM
36 SF

1 SSAT - RAMP - SECTOR 42 - DEMOLITION PLAN
1/8" = 1'-0"



OAC MAZZETTI Hennebery Eddy Architects

HENNEBERY EDDY ARCHITECTS, INC.
 PORTLAND OFFICE: 503.251.4800
 PORTLAND OFFICE: 503.251.4800
 PORTLAND OFFICE: 503.251.4800
 PORTLAND OFFICE: 503.251.4800
 PORTLAND OFFICE: 503.251.4800

PROJECT ENGINEER:
Hennebery Eddy Architects

DESIGNER:
Andrew O'Toole

DRAWN BY:
Lizzie Bateman

SCALE:
As indicated

DATE:
04/18/2023

CHECKED BY:
Jon McGrew

CHECKED/APPROVED BY:
Michelle Vo

**PRELIMINARY,
NOT FOR
CONSTRUCTION**

REVISIONS				
NO.	DATE	BY	DESCRIPTION	APPD

POS PROJECT MANAGER:

POS PROJECT ENGINEER:

POS DESIGN ENGINEER:

POS DRAFTER:

POS SCALE:

POS DATE:

POS CHECKED/APPROVED BY:

Port of Seattle

PROJECT NAME: **Airline Realignment - P1 - Enabling Package**

SHEET TITLE: **SSAT - RAMP - SECTOR 42 - DEMOLITION PLAN**

POS WORK PROJECT NUMBER:

CONSULTANT'S PROJECT NUMBER:

POS PROJECT TRACKING NUMBER:

STIA-2308 A1.142-1